




TransRockies Challenge VII

August 10th - 16th, 2008

Overall Results - Official

100+ Open Gender

#	Plate	Team	Team Members					Overall Time	
			Stage 1	Stage 2	Stage 3	Stage 4	Stage 5	Stage 6	Stage 7
<u>1</u>	702	This2ShallPass	DAVIDSON, Les	CAN / HUDEMA, Tim	CAN	33:17:03			
	1.	5:09:13.20	1. 7:57:19.28	1. 3:36:33.57	1. 6:29:17.24	2. 5:45:21.15	1. 6:59:49.26	1. 5:16:49.47	
<u>2</u>	706	PB Inc.	LOUBSER, Pierre	RSA / CRONJE, Ben	RSA	35:30:45			
	4.	5:52:31.60	4. 8:24:11.62	4. 4:09:48.50	2. 6:36:41.68	1. 5:31:38.07	2. 7:22:38.63	4. 5:57:26.73	
<u>3</u>	708	Team Alliance	BANDURA, Jeff	CAN / NAKANO, Bart	CAN	36:42:16			
	6.	6:06:04.90	5. 8:38:55.01	3. 4:04:48.26	3. 6:53:46.53	3. 6:10:40.52	3. 7:56:09.80	2. 5:30:46.68	
<u>4</u>	703	Tough Lumber	PELLETIER, Gary	CAN / MCALLISTER, Dale	CAN	37:38:53			
	2.	5:29:12.60	2. 8:10:21.35	2. 4:02:48.26	6. 7:34:48.23	4. 6:33:42.68	4. 8:02:47.75	3. 5:55:34.40	
<u>5</u>	714	Cliffhangers	MEAGHER, Mike	CAN / FROEHLER, Garry	CAN	38:17:37			
	3.	5:35:33.60	3. 8:18:25.62	6. 4:22:10.06	5. 7:14:55.60	5. 6:34:56.77	5. 8:22:37.19	5. 6:07:24.25	
<u>6</u>	704	Recycled	COLLINS, Tom	CAN / LLOYD, Todd	CAN	39:12:42			
	5.	6:02:00.80	6. 9:20:42.78	5. 4:15:44.12	4. 7:07:57.60	6. 6:35:51.36	6. 8:32:44.21	6. 6:38:24.31	
<u>7</u>	709	TBA Staples	STAPLES, Robert	CAN / GILLETTE, John	CAN	43:07:33			
	8.	6:43:38.60	7. 9:41:34.62	8. 4:56:55.56	7. 8:06:09.19	7. 7:18:23.49	7. 9:04:22.71	8. 6:58:04.39	
<u>8</u>	705	Team In-Sport	NELSON, Dana	CAN / PLAMONDON, Richard	CAN	43:26:59			
	7.	6:37:33.10	8. 9:46:35.45	7. 4:54:52.33	8. 8:06:24.78	8. 7:21:56.90	8. 9:32:03.70	7. 6:54:08.85	
<u>9</u>	707	Woodbury	WOODBURY, Richard	USA / WOODBURY, Laurie	USA	58:56:04			
	9.	9:00:00.00	9. 12:00:00.0	9. 9:00:00.00	9. 12:00:00.0	9. 9:10:15.62	9. 12:30:00.0	9. 7:15:49.33	

Official results brought to you by  www.findmespot.com



For more information, visit www.transrockies.com

OFFICIAL TIMING AND RESULTS BY RACE MANAGEMENT TEAM

Posting Time: 8/16/2008 5:12:41 PM

Overall 1



TransRockies Challenge VII

August 10th - 16th, 2008

Overall Results - Official

80+ Men

#	Plate	Team	Team Members					Overall Time						
			Stage 1	Stage 2	Stage 3	Stage 4	Stage 5	Stage 6	Stage 7					
<u>1</u>	460	Wobblenaught Precision Bike Fi	GOULD, Jon	USA / BUTTERFIELD, Ryon	USA	27:01:51								
	1.	3:57:44.90	3.	6:36:36.72	2.	2:52:21.28	3.	5:27:46.78	2.	4:32:01.53	1.	5:51:53.45	2.	4:20:03.99
<u>2</u>	456	Czechmasters	SPOLC, Milan	CZE / KOPKA, Jan	CZE	27:17:23								
	5.	4:19:41.60	4.	6:44:43.69	3.	2:54:37.30	1.	5:25:46.35	1.	4:27:44.60	3.	6:00:54.56	1.	4:08:39.49
<u>3</u>	471	Birkeland Bus Busters	REITEN, Oyvind Vaagla	NOR / BIRKELAND, Olav N	NOR	27:46:01								
	4.	4:05:58.00	1.	6:27:57.66	4.	3:04:14.10	2.	5:27:44.54	3.	4:46:13.87	2.	5:59:01.91	3.	4:22:48.84
<u>4</u>	403	Deadgoat Racing	CLARK, Geoff	CAN / DOYLE, Pat	CAN	28:12:24								
	2.	4:00:36.50	6.	7:28:24.44	1.	2:50:01.33	5.	5:46:49.74	4.	4:53:13.00	4.	6:11:59.78	6.	4:29:43.80
<u>5</u>	483	WORC Masters	SUTTON, Ian	IRL / COYNE, Paul	IRL	30:01:59								
	9.	4:43:02.10	20.	7:49:47.49	6.	3:15:50.05	7.	6:00:34.55	5.	5:01:12.85	10.	6:30:14.70	7.	4:31:05.31
<u>6</u>	457	Pedal-Kona	NEWITT, Paul	CAN / LACHANCE, Ray	CAN	30:26:57								
	14.	4:52:06.30	25.	7:52:20.33	7.	3:17:46.87	15.	6:15:13.93	8.	5:12:53.81	7.	6:25:42.50	4.	4:23:14.53
<u>7</u>	458	Justbike	BROWN, Gary	CAN / REED, Andy	GBR	30:30:28								
	3.	4:01:20.70	2.	6:35:14.60	58.	4:54:16.89	4.	5:46:47.57	6.	5:04:25.75	5.	6:18:37.30	5.	4:24:59.91
<u>8</u>	420	ETX Systems / Ascent Cycle	KRUSHEL, Rob	CAN / WIKENHEISER, Greg	CAN	30:43:54								
	6.	4:32:36.30	26.	7:55:52.61	8.	3:18:07.25	8.	6:04:30.81	9.	5:14:58.22	16.	6:52:25.42	10.	4:41:16.78
<u>9</u>	410	Steed Cycles	RAMSDEN, John	CAN / LINDEN, Trevor	CAN	30:44:17								
	7.	4:36:36.00	14.	7:45:12.35	5.	3:12:31.60	11.	6:09:42.99	13.	5:22:02.16	14.	6:46:03.54	8.	4:37:21.35

Official results brought to you by  www.findmespot.com



For more information, visit www.transrockies.com

OFFICIAL TIMING AND RESULTS BY RACE MANAGEMENT TEAM

Posting Time: 8/16/2008 5:12:41 PM

Overall 2



TransRockies Challenge VII

August 10th - 16th, 2008

Overall Results - Official

80+ Men

#	Plate	Team	Team Members					Overall Time						
			Stage 1	Stage 2	Stage 3	Stage 4	Stage 5	Stage 6	Stage 7					
10	440	Fox Racing/Suters Auto	JAMES, Dennis	CAN / SUTER, Les	CAN	30:52:20								
	10.	4 :43:24.50	23.	7 :50:22.67	9.	3 :19:08.85	18.	6 :22:06.12	7.	5 :09:50.09	11.	6 :33:11.03	11.	4 :44:40.38
11	474	Brelades Vets	MCGILLIVRAY, John	GBR / JAMES, Martin	GBR	31:13:08								
	12.	4 :47:41.30	16.	7 :45:36.14	12.	3 :30:43.75	13.	6 :14:53.90	11.	5 :17:37.23	9.	6 :30:03.55	14.	4 :52:08.56
12	484	Maxim Power Corp	MARINEAU, Dennis	CAN / SIGOUIN, Dan	CAN	31:14:33								
	13.	4 :48:00.00	27.	7 :57:40.37	10.	3 :26:46.26	12.	6 :11:53.98	10.	5 :17:33.40	13.	6 :43:29.48	12.	4 :46:50.05
13	470	Nov	SEGBERG, Torgeir	NOR / GRIMSMO, Nils Ingebrig	NOR	32:00:10								
	23.	5 :09:46.70	35.	8 :26:35.53	15.	3 :40:57.73	6.	6 :00:34.05	20.	5 :48:12.46	12.	6 :41:09.06	9.	4 :39:30.28
14	477	Attitude Matters	THROWER, Shane	NZL / DAVIES, Paul	NZL	32:06:02								
	11.	4 :47:41.20	5.	7 :26:24.39	14.	3 :34:34.07	16.	6 :18:19.78	15.	5 :28:13.99	17.	6 :54:39.77	21.	5 :02:33.79
15	432	Chrisx2	LARSEN, Christian	USA / VEDDER, Christian	USA	32:12:23								
	22.	5 :09:45.80	11.	7 :41:43.20	17.	3 :43:56.35	14.	6 :15:12.89	12.	5 :20:45.53	15.	6 :49:22.17	15.	4 :53:20.30
16	402	Cyclopaths	HAWKINS, Alex	USA / ANDERSON, Dave	USA	32:17:18								
	8.	4 :41:49.60	7.	7 :30:59.52	11.	3 :29:38.88	17.	6 :18:54.05	17.	5 :33:37.23	19.	7 :15:38.52	17.	4 :57:40.19
17	441	Copper Boys	LOMBAERTS, Axel	BEL / VANOVERBEKE, Gert	BEL	32:32:09								
	20.	5 :06:23.60	18.	7 :48:36.41	13.	3 :31:01.96	20.	6 :28:03.23	16.	5 :31:35.69	18.	7 :03:14.87	13.	4 :51:50.55
18	451	Peñaveran Goka Bike II	VALLEJO, Juan jose	ESP / DIEZ-RABAGO, Eduard	ESP	32:39:27								
	17.	4 :58:07.60	19.	7 :49:11.49	34.	4 :16:05.26	21.	6 :32:07.10	14.	5 :23:34.33	8.	6 :29:57.30	18.	4 :59:35.59

Official results brought to you by  www.findmespot.com



For more information, visit www.transrockies.com

OFFICIAL TIMING AND RESULTS BY RACE MANAGEMENT TEAM

Posting Time: 8/16/2008 5:12:42 PM

Overall



TransRockies Challenge VII

August 10th - 16th, 2008

Overall Results - Official

80+ Men

#	Plate	Team	Team Members					Overall Time						
			Stage 1	Stage 2	Stage 3	Stage 4	Stage 5	Stage 6	Stage 7					
<u>19</u>	416	On the Edge by MWT Custom K	THOUROT, Matt	USA /	CLARK, Steve	USA	32:41:17							
	18.	5:00:22.60	21.	7:50:08.10	32.	4:13:48.43	9.	6:06:09.30	27.	6:01:19.16	6.	6:20:00.82	19.	4:59:36.92
<u>20</u>	447	Dos Machos Sasquatchos	BEHREND, Matthias	GER /	FLETCHER, Morgan	USA	34:04:09							
	16.	4:57:59.80	28.	7:59:29.51	33.	4:15:29.52	10.	6:07:11.14	22.	5:53:16.51	28.	7:48:25.97	20.	5:01:46.46
<u>21</u>	476	Pork Products	HAYES, Mike	CAN /	MIELE, John	CAN	34:21:30							
	33.	5:45:57.20	31.	8:13:25.18	19.	3:47:15.94	19.	6:26:30.18	18.	5:43:58.41	20.	7:19:03.41	24.	5:18:45.02
<u>22</u>	488	Mud Sweat and Gears	MEEUWISSE, Glenn	CAN /	ARIANO, Dave	CAN	34:36:47							
	15.	4:56:58.10	39.	8:40:59.02	40.	4:26:44.51	23.	6:32:11.70	19.	5:48:08.65	23.	7:23:20.96	27.	5:29:23.98
<u>23</u>	435	Trans Fats	WALLACE, Trevor	CAN /	DUNN, Tim	CAN	34:44:24							
	19.	5:02:57.10	8.	7:34:20.67	20.	3:47:50.20	33.	6:57:42.30	31.	6:04:49.34	24.	7:25:26.70	26.	5:25:38.53
<u>24</u>	401	Team ARNavSupplies/Boo Coo	DALTON, Craig	USA /	MANNING, Mark	GBR	35:04:23							
	28.	5:22:00.20	9.	7:34:34.56	18.	3:45:30.65	24.	6:34:22.43	26.	5:59:48.59	38.	8:26:16.75	16.	4:56:24.94
<u>25</u>	482	Chantry Fats	KERSTING, Chris	NZL /	MILLER, Laurie	NZL	35:10:40							
	25.	5:17:50.90	10.	7:40:33.99	26.	4:02:14.65	29.	6:50:14.41	29.	6:01:24.25	30.	7:53:15.03	23.	5:05:41.14
<u>26</u>	438	Tatra Team	MICHALAK, Slawomir	POL /	PETR, Roman	SVK	35:26:55							
	29.	5:32:31.20	32.	8:15:14.70	29.	4:07:04.00	25.	6:34:48.23	30.	6:03:59.23	26.	7:36:58.08	28.	5:31:34.44
<u>27</u>	425	Google PAA	MASCOTT, Mike	USA /	VERT, Mike	USA	35:30:52							
	26.	5:17:54.40	45.	8:57:54.95	27.	4:02:27.21	30.	6:50:16.62	28.	6:01:23.42	29.	7:53:14.65	25.	5:25:36.66

Official results brought to you by  www.findmespot.com



For more information, visit www.transrockies.com

OFFICIAL TIMING AND RESULTS BY RACE MANAGEMENT TEAM

Posting Time: 8/16/2008 5:12:42 PM

Overall




TransRockies Challenge VII

August 10th - 16th, 2008

Overall Results - Official

80+ Men

#	Plate	Team	Team Members				Overall Time		
			Stage 1	Stage 2	Stage 3	Stage 4	Stage 5	Stage 6	Stage 7
28	454	Chainsmoke			LEENE, Eric	CAN / WALKER, Randy	CAN	35:32:25	
			39. 5:57:05.90	36. 8:27:03.19	47. 4:37:00.73	26. 6:36:03.43	25. 5:56:05.26	21. 7:20:59.64	22. 5:05:10.30
29	430	Flatlanders			BOURASSA, Wade	CAN / ROSS, Brian	CAN	35:39:10	
			21. 5:08:20.90	15. 7:45:28.24	30. 4:08:23.23	22. 6:32:08.04	21. 5:52:31.85	35. 8:15:54.16	31. 5:41:52.11
30	426	KHS Canada			JAMES, Stuart	CAN / PORTER, Terry	CAN	35:41:09	
			31. 5:34:42.10	24. 7:51:24.23	28. 4:04:59.68	32. 6:50:36.56	33. 6:07:22.30	22. 7:21:33.81	32. 5:41:55.13
31	421	Full Stellite			BEURSKENS, Joep	CAN / WILLIAMS, Trevor	CAN	35:59:42	
			36. 5:49:25.40	22. 7:50:18.63	22. 3:54:45.66	31. 6:50:35.39	24. 5:54:28.84	31. 7:57:58.56	29. 5:32:28.35
32	449	Farang Bin			PENDRY, Glen	GBR / WAGNER, Oliver	GER	36:23:45	
			24. 5:13:16.80	29. 8:01:01.48	16. 3:42:04.34	27. 6:36:28.58	23. 5:54:07.64	40. 8:32:24.39	45. 6:25:23.45
33	415	Coch.riders			HOOK, Terry	CAN / PAUL, Andrew	CAN	36:26:48	
			27. 5:18:36.30	13. 7:44:40.89	21. 3:49:23.24	36. 7:12:34.65	37. 6:20:00.29	34. 8:10:51.20	30. 5:35:23.20
34	439	Hydro Fietsers			HETTINGA, Frans	NED / WHITTER, Jeff	CAN	36:34:30	
			34. 5:47:43.80	17. 7:48:14.37	25. 3:59:37.83	37. 7:12:37.62	35. 6:16:11.13	25. 7:35:39.70	33. 5:42:40.83
35	489	G-Men			GORGICHUK, Glen	CAN / GORGICHUK, Dan	CAN	36:35:24	
			32. 5:42:42.20	12. 7:44:35.02	24. 3:57:02.72	34. 7:01:11.14	32. 6:04:58.05	32. 8:01:26.33	34. 5:48:04.18
36	459	TCP Velmar-Transcarpatia.pl			CZAPSKI, Piotr	POL / KOZIK, William	POL	36:52:28	
			35. 5:47:44.00	30. 8:08:13.32	35. 4:16:51.46	28. 6:48:08.02	34. 6:07:53.32	27. 7:43:10.21	38. 6:08:41.76

Official results brought to you by  www.findmespot.com



For more information, visit www.transrockies.com

OFFICIAL TIMING AND RESULTS BY RACE MANAGEMENT TEAM

Posting Time: 8/16/2008 5:12:42 PM

Overall

5



TransRockies Challenge VII

August 10th - 16th, 2008

Overall Results - Official

80+ Men

#	Plate	Team	Team Members				Overall Time	
			Stage 1	Stage 2	Stage 3	Stage 4	Stage 5	Stage 6
37	446	Schat's Bakery Boys	SCHAT, Zachary	USA / PETERSON, Timothy	USA	38:09:57		
	38.	5 :53:55.40	34. 8 :21:42.13	42. 4 :33:02.24	35. 7 :10:54.79	39. 6 :34:31.05	33. 8 :05:43.62	35. 5 :51:50.49
38	450	Team Diamondex	ELEITER, Dave	CAN / ELEITER, Glenn		38:34:51		
	30.	5 :33:40.60	33. 8 :19:57.70	23. 3 :55:03.26	40. 7 :29:23.62	36. 6 :19:55.36	46. 8 :55:42.06	43. 6 :21:06.17
39	472	Team Billbo	JONES, Bill	GBR / HOOD, Graham	GBR	38:57:30		
	44.	6 :11:12.50	38. 8 :39:13.63	39. 4 :23:14.90	38. 7 :14:23.18	38. 6 :29:34.44	37. 8 :24:36.63	41. 6 :14:29.02
40	411	Team TyreLess	YIP, Christopher	CAN / MILLER, Brian	CAN	39:11:48		
	47.	6 :19:38.30	46. 9 :01:15.77	36. 4 :17:07.20	39. 7 :26:34.27	40. 6 :37:41.78	36. 8 :21:30.94	39. 6 :09:16.02
41	452	B2 East	ETIENNE, Dean	CAN / KAASTRUP, Fleming	CAN	39:53:56		
	50.	6 :27:34.30	47. 9 :04:02.77	31. 4 :09:46.08	49. 7 :51:49.13	43. 6 :47:10.94	39. 8 :27:29.71	40. 6 :10:06.63
42	409	Rogue Riders	MAYER, Joachim (Joel)	CAN / MUENZER, Kai	GER	40:04:39		
	45.	6 :15:43.90	58. 9 :24:40.32	45. 4 :34:52.01	41. 7 :36:07.79	45. 6 :53:43.48	44. 8 :40:00.01	37. 6 :04:12.13
43	478	JD SQRD	DAVID, John	CAN / ASHWORTH, Tom	CAN	40:17:38		
	48.	6 :24:44.10	40. 8 :43:37.74	38. 4 :22:53.31	43. 7 :39:14.57	42. 6 :44:05.92	43. 8 :39:15.91	46. 6 :27:24.62
44	443	Beachbikers 2	CLAEYS, Yves	BEL / EECKHOUT, Martin	BEN	40:44:05		
	60.	6 :45:43.90	51. 9 :08:37.00	54. 4 :48:45.87	47. 7 :51:35.37	41. 6 :43:31.65	41. 8 :32:27.90	36. 6 :02:00.69
45	455	SMS Equipment	KING, George	CAN / KORAN, Doug	CAN	41:28:50		
	59.	6 :44:26.60	44. 8 :55:32.15	53. 4 :45:50.92	48. 7 :51:45.37	49. 7 :08:43.27	42. 8 :32:44.21	44. 6 :25:20.40

Official results brought to you by  www.findmespot.com



For more information, visit www.transrockies.com

OFFICIAL TIMING AND RESULTS BY RACE MANAGEMENT TEAM

Posting Time: 8/16/2008 5:12:42 PM

Overall



TransRockies Challenge VII

August 10th - 16th, 2008

Overall Results - Official

80+ Men

#	Plate	Team	Team Members				Overall Time		
			Stage 1	Stage 2	Stage 3	Stage 4	Stage 5	Stage 6	Stage 7
46	453	Blesst Beyond			DE JONGH, Eugene	RSA / RINGELMANN, Leon	RSA	41:32:38	
			56. 6:36:32.20	55. 9:13:04.52	37. 4:17:32.11	51. 7:52:34.88	44. 6:47:56.64	45. 8:42:06.92	62. 7:15:55.28
47	404	Fight Club			HORAK, Martin	CAN / BENNETT, William	CAN	42:11:43	
			41. 6:06:50.40	50. 9:08:25.84	41. 4:31:07.73	56. 8:07:07.83	60. 7:34:59.33	47. 8:58:10.98	54. 6:53:27.62
48	414	Easy Riders			DEERY, Kevin	IRL / PHILSON, Chris	IRL	42:20:24	
			62. 6:51:21.40	53. 9:10:17.05	49. 4:40:51.02	55. 8:06:23.84	50. 7:08:50.50	49. 8:59:45.16	47. 6:33:12.12
49	445	Les Belles Années			ROY, Martin	CAN / BUJOLD, Yvan	CAN	42:30:20	
			54. 6:32:28.60	41. 8:49:55.05	43. 4:33:03.89	44. 7:42:38.51	53. 7:11:36.21	60. 9:38:42.43	52. 6:51:50.41
50	413	Oakville Wheelmen			HARRISON, Andrew	CAN / MONETTE, John	CAN	42:51:36	
			52. 6:29:59.10	61. 9:43:29.42	61. 5:11:28.12	57. 8:13:22.04	56. 7:18:47.69	50. 8:59:48.81	48. 6:38:10.76
51	408	Fit Like			ALLEN, Russell	GBR / LAWSON, Keith	IOT	42:53:53	
			43. 6:11:00.70	56. 9:18:35.40	56. 4:52:11.88	53. 8:02:41.47	58. 7:24:06.24	58. 9:22:42.54	59. 7:01:10.40
52	423	Chest Nutz			SMITH, Craig	CAN / AITKEN, Steven	CAN	43:01:18	
			55. 6:34:27.80	54. 9:10:50.08	44. 4:34:22.89	54. 8:02:48.77	59. 7:30:53.91	55. 9:18:41.61	57. 7:00:03.46
53	473	Bow Cycle			RACHAR, Stan	CAN / HOLTE, Lorie	CAN	43:04:34	
			61. 6:49:46.30	60. 9:39:05.48	60. 5:06:44.90	50. 7:52:32.98	54. 7:12:06.12	56. 9:22:16.13	49. 6:41:07.81
54	437	Fire and Lightning			DARLING, Bill	CAN / DARLING, Scott	CAN	43:12:13	
			42. 6:09:40.20	52. 9:10:05.21	59. 4:58:57.73	59. 8:15:43.57	61. 7:44:36.76	54. 9:14:30.24	51. 6:48:45.06

Official results brought to you by  www.findmespot.com



For more information, visit www.transrockies.com

OFFICIAL TIMING AND RESULTS BY RACE MANAGEMENT TEAM

Posting Time: 8/16/2008 5:12:42 PM

Overall

7



TransRockies Challenge VII

August 10th - 16th, 2008

Overall Results - Official

80+ Men

#	Plate	Team	Team Members					Overall Time						
			Stage 1	Stage 2	Stage 3	Stage 4	Stage 5	Stage 6	Stage 7					
55	417	Crash Test Dummies	BOYER, Morris	CAN / BRET	Kelly	CAN	43:24:27							
	40.	5:59:11.40	37.	8:37:57.67	55.	4:49:14.20	58.	8:15:00.66	52.	7:09:07.09	62.	9:58:38.02	61.	7:13:16.00
56	444	After Hours	SOBIESKI, Marek	POL / PODW	ORNY, Jacek	POL	43:25:36							
	49.	6:27:14.80	63.	11:00:00.0	62.	5:23:22.24	62.	8:32:38.90	48.	7:04:46.33	52.	9:05:24.11	53.	6:52:10.55
57	431	HealthSmith XC	PARKER, Simon	AUS / OCANA,	Anthony	CAN	43:31:00							
	51.	6:28:26.60	48.	9:04:27.44	48.	4:39:32.04	46.	7:50:32.75	46.	6:59:46.15	51.	9:02:42.64	63.	8:30:00.00
58	406	Team G2	BEAUDET, Marc	CAN / PRENE	VOST, Grant	CAN	43:32:44							
	64.	8:00:00.00	43.	8:54:18.71	51.	4:45:06.08	42.	7:38:42.77	51.	7:09:07.08	48.	8:59:43.72	58.	7:00:04.58
59	436	French Connection	BENOIT, Jean-Yves	FRA / BENOIT,	Roland	HKG	43:51:35							
	37.	5:49:58.80	49.	9:05:02.94	66.	5:58:08.78	45.	7:48:46.95	57.	7:19:53.80	64.	10:13:09.5	50.	6:41:38.02
60	407	Team SiBill (The "Farty Owls")	MCALLISTER, Simon	GBR / NEAVE,	Bill	GBR	44:30:36							
	46.	6:15:47.70	42.	8:53:00.91	46.	4:35:15.50	63.	8:37:16.39	65.	8:40:50.09	57.	9:22:42.24	55.	6:58:44.76
61	412	Afripex Tygirs	HOUGH, Simon	RSA / THORN	HILL-FISHER, J	RSA	45:09:58							
	64.	8:00:00.00	63.	11:00:00.0	64.	5:33:46.08	66.	9:07:20.58	47.	7:01:31.30	53.	9:06:29.14	42.	6:20:51.53
62	434	VangBang	VANG, Christian	DEN / RADEN	OVIC, Jakov	CRO	45:48:56							
	64.	8:00:00.00	59.	9:29:23.21	50.	4:43:38.79	60.	8:24:50.39	62.	7:49:21.23	61.	9:52:02.40	56.	6:59:04.04
63	419	Fifteen Toes!!	SCARRATT, Jezz	GBR / CRANE,	Andy	GBR	46:04:29							
	57.	6:37:36.00	57.	9:22:08.90	57.	4:53:33.20	65.	8:59:34.03	64.	8:28:15.29	63.	9:58:45.59	60.	7:06:45.13

Official results brought to you by  www.findmespot.com



For more information, visit www.transrockies.com

OFFICIAL TIMING AND RESULTS BY RACE MANAGEMENT TEAM

Posting Time: 8/16/2008 5:12:42 PM

Overall

8




TransRockies Challenge VII

August 10th - 16th, 2008

Overall Results - Official

80+ Men

#	Plate	Team	Team Members				Overall Time	
			Stage 1	Stage 2	Stage 3	Stage 4	Stage 5	Stage 6
64	480	Hipsz & Howell	HOWELL, Steve	CAN / HIPSZ, Tom	CAN	46:30:32		
	63.	6:55:12.00	67.	12:00:00.0	63.	5:33:40.16	52.	7:55:54.98
					55.	7:12:26.80	59.	9:38:32.43
					68.	9:14:46.56		
65	485	The Bruised Brothers	SCHNEIDER, Dave	USA / SCHNEIDER, Paul	USA	48:12:48		
	58.	6:37:45.60	62.	9:44:14.68	52.	4:45:50.05	61.	8:31:02.09
					63.	8:18:10.67	66.	11:30:00.0
					63.	8:30:00.00		
66	418	Baka Gaijin	JONES, Paul	AUS / FLANAGAN, Chris	AUS	48:34:54		
	53.	6:31:00.40	63.	11:00:00.0	64.	8:50:36.96	66.	8:49:00.71
					65.	10:17:31.9	63.	8:30:00.00
67	427	Team Defib	GODMAN, Paul	CAN / MURPHY, Ian	CAN	53:32:11		
	64.	8:00:00.00	63.	11:00:00.0	67.	9:38:38.68	68.	9:28:25.94
					66.	11:30:00.0	63.	8:30:00.00
68	424	War Eagle	PERRY, William	USA / PERRY, David	USA	58:07:27		
	68.	9:00:00.00	67.	12:00:00.0	68.	12:00:00.0	67.	9:20:46.86
					68.	12:30:00.0	63.	8:30:00.00

Official results brought to you by  www.findmespot.com



For more information, visit www.transrockies.com

OFFICIAL TIMING AND RESULTS BY RACE MANAGEMENT TEAM

Posting Time: 8/16/2008 5:12:42 PM

Overall




TransRockies Challenge VII

August 10th - 16th, 2008

Overall Results - Official

80+ Mixed

#	Plate	Team	Team Members					Overall Time						
			Stage 1	Stage 2	Stage 3	Stage 4	Stage 5	Stage 6	Stage 7					
<u>1</u>	603	Slow Mo and the Sherpa	HANDFORD, Moira-Ann	CAN /	HANDFORD, Andrew	CAN	32:28:02							
	1.	5:00:30.70	3.	7:58:16.62	1.	3:30:09.06	1.	6:07:38.80	1.	5:33:58.07	1.	7:04:59.63	1.	5:10:46.44
<u>2</u>	602	Duo Gazelle	BOUCHARD, Christiane	CAN /	PAYMENT, Marc	CAN	35:20:36							
	2.	5:32:19.40	1.	7:48:57.03	2.	3:55:05.62	3.	6:57:51.45	2.	5:57:19.79	3.	7:30:04.85	2.	5:27:55.88
<u>3</u>	606	KB Racing	BUCKMAN, Kirk	USA /	CARROLL, Cindy	USA	36:15:05							
	3.	5:52:44.90	2.	7:54:52.66	3.	4:10:32.67	2.	6:39:18.97	3.	5:57:22.75	2.	7:20:40.55	3.	6:14:25.71
<u>4</u>	607	Breathe Easy 1	COUELLE-STERLING,	CAN /	SHAYNE, Soetaert	CAN	43:49:39							
	5.	6:41:18.00	4.	9:10:47.80	4.	4:55:25.70	4.	8:10:22.48	5.	7:27:18.67	4.	9:35:54.93	4.	6:59:19.32
<u>5</u>	612	Astoria De'd Dogs	ANDREW, George	CAN /	KOZACIKOVA, Janka	SVK	48:42:14							
	4.	6:19:29.20	5.	9:20:43.63	5.	5:10:23.74	5.	9:00:54.95	6.	8:11:26.42	6.	11:30:00.0	5.	8:30:00.00
<u>6</u>	601	Fernie or Bust	ULLRICH, Gerd	GER /	REDEPENNING, Gisind	GER	53:37:19							
	6.	8:00:00.00	6.	11:00:00.0	6.	7:39:11.27	6.	12:00:00.0	4.	7:24:03.94	5.	10:04:04.2	5.	8:30:00.00

Official results brought to you by  www.findmespot.com



For more information, visit www.transrockies.com

OFFICIAL TIMING AND RESULTS BY RACE MANAGEMENT TEAM

Posting Time: 8/16/2008 5:12:42 PM

Overall 10



TransRockies Challenge VII

August 10th - 16th, 2008

Overall Results - Official

Open Men

#	Plate	Team	Team Members					Overall Time	
			Stage 1	Stage 2	Stage 3	Stage 4	Stage 5	Stage 6	Stage 7
<u>1</u>	85	Olympia			DEHO, Marzio	ITA / CATTANEO, Johnny	ITA	22:39:40	
			1. 3:09:44.00	4. 6:01:00.84	1. 2:20:40.14	1. 4:36:12.63	5. 4:11:00.52	1. 4:42:09.52	5. 3:39:53.89
<u>2</u>	88	Kris & Max			SNEDDON, Kris	CAN / PLAXTON, Max	CAN	23:04:38	
			2. 3:15:38.10	12. 7:01:22.34	2. 2:21:16.99	3. 4:49:18.60	1. 4:01:17.83	4. 4:59:37.80	2. 3:37:29.12
<u>3</u>	92	Rocky Mountain - Milliken Devel			WIDMER, Stefan	CAN / LAZARSKI, Marty	CAN	23:12:43	
			3. 3:21:40.50	11. 7:01:22.01	3. 2:24:03.17	2. 4:43:39.46	3. 4:07:19.81	3. 4:56:18.00	4. 3:39:42.24
<u>4</u>	91	Rocky Mountain Bicycles Pro 1			HESTLER, Andreas	CAN / SHEPPARD, Chris	CAN	23:22:58	
			4. 3:22:32.30	13. 7:01:23.14	4. 2:29:17.21	4. 4:54:16.98	2. 4:05:08.32	2. 4:54:26.09	1. 3:37:18.02
<u>5</u>	28	SoBe Cannondale			JAKOMAIT, Jesse	CAN / GARRIGAN, Mike	CAN	24:27:42	
			7. 3:33:44.50	1. 5:50:37.85	6. 2:34:44.88	7. 5:06:52.13	11. 4:22:18.73	7. 5:12:31.84	3. 3:37:30.49
<u>6</u>	89	Opus			COOKE, Brian	CAN / GAFFNEY, Steve	CAN	24:30:01	
			6. 3:31:13.70	14. 7:16:59.13	10. 2:38:38.05	5. 4:57:18.72	7. 4:14:55.62	8. 5:14:40.58	9. 3:53:14.73
<u>7</u>	94	Scott USA/ Tamarack			HICKERSON, Keith	USA / PLEWS, Evan	USA	24:57:58	
			5. 3:27:00.60	8. 6:35:07.23	5. 2:32:30.27	6. 4:57:19.22	8. 4:15:08.45	11. 5:30:31.33	14. 4:15:28.43
<u>8</u>	84	Xprezo.ca			HADLEY, Matthew	CAN / BUSSIERES, Frederic	CAN	25:02:49	
			8. 3:36:27.20	2. 5:53:19.24	8. 2:35:42.17	9. 5:20:28.76	6. 4:14:35.39	10. 5:23:46.93	8. 3:51:49.05
<u>9</u>	64	Team Trek Store			JETTE, Cameron	CAN / GLASSFORD, Peter	CAN	25:17:07	
			12. 3:56:20.60	3. 5:59:29.39	9. 2:36:03.35	16. 5:43:00.91	4. 4:08:00.81	5. 5:07:31.30	6. 3:46:10.47

Official results brought to you by  www.findmespot.com



For more information, visit www.transrockies.com

OFFICIAL TIMING AND RESULTS BY RACE MANAGEMENT TEAM

Posting Time: 8/16/2008 5:12:43 PM

Overall 11



TransRockies Challenge VII

August 10th - 16th, 2008

Overall Results - Official

Open Men

#	Plate	Team	Team Members					Overall Time	
			Stage 1	Stage 2	Stage 3	Stage 4	Stage 5	Stage 6	Stage 7
10	78	SoBe-Cannondale	THOMPSON, Ben	USA / WILLIAMS, James	USA	25:25:22			
	14.	4:02:14.90	5. 6:13:20.99	7. 2:35:14.66	12. 5:30:38.36	9. 4:18:43.55	6. 5:11:01.28	7. 3:47:29.74	
11	51	Deadgoat Racing	BAKKE, Erik	CAN / STAPPLER, Craig	CAN	26:00:41			
	10.	3:46:01.90	7. 6:23:38.37	11. 2:41:40.82	11. 5:30:37.29	12. 4:23:44.08	12. 5:35:15.59	10. 4:03:21.78	
12	106	Icebreaker NZ	WILLIAMS, Simon	NZL / WILLIAMS, Mark	NZL	26:23:08			
	9.	3:39:26.40	16. 7:24:19.35	12. 2:42:45.16	10. 5:27:20.92	13. 4:30:51.66	17. 5:58:00.03	11. 4:04:43.98	
13	30	Team WORC	RYAN, Evan	IRL / GILL, David	IRL	27:18:24			
	19.	4:19:24.40	15. 7:19:27.97	15. 2:54:38.39	14. 5:34:36.19	14. 4:35:29.42	13. 5:48:48.94	12. 4:05:27.21	
14	17	Kimberley Lodging Co. / Kooten	WILLIAMS, Trev	CAN / COOPER, Charlie	CAN	27:21:34			
	11.	3:52:36.70	10. 7:00:13.18	13. 2:43:37.01	8. 5:14:59.30	10. 4:19:44.71	9. 5:23:40.50	57. 5:46:56.40	
15	72	Rocinante	BOON, Niels	NED / CASSAN, Todd	USA	27:27:40			
	13.	4:00:04.00	9. 6:54:37.61	16. 2:55:43.17	15. 5:36:15.32	15. 4:38:33.14	16. 5:56:42.81	15. 4:20:22.04	
16	15	Ridin' Dirty	SIMSON, Drew	CAN / DRAPER, Ryan	CAN	27:35:05			
	15.	4:03:00.70	6. 6:16:00.16	14. 2:49:06.18	13. 5:30:40.73	17. 4:53:08.27	18. 6:08:17.15	13. 4:10:52.09	
17	74	Goka Bikes 1	SECO, Sergio	ESP / DIEZ-RABAGO, Manuel	ESP	28:54:11			
	16.	4:08:52.50	32. 7:49:09.36	19. 3:05:11.60	17. 5:45:35.51	21. 5:14:09.41	15. 5:51:20.50	20. 4:49:02.17	
18	75	Goka Bikes 3	PELAEZ, Alberto	ESP / MOYA, Ricardo	SHN	29:10:53			
	17.	4:08:53.20	33. 7:49:09.92	17. 3:01:58.10	29. 6:18:51.87	18. 5:00:44.28	14. 5:51:19.94	21. 4:49:06.41	

Official results brought to you by  www.findmespot.com



For more information, visit www.transrockies.com

OFFICIAL TIMING AND RESULTS BY RACE MANAGEMENT TEAM

Posting Time: 8/16/2008 5:12:43 PM

Overall

12



TransRockies Challenge VII

August 10th - 16th, 2008

Overall Results - Official

Open Men

#	Plate	Team	Team Members				Overall Time		
			Stage 1	Stage 2	Stage 3	Stage 4	Stage 5	Stage 6	Stage 7
<u>19</u>	7	BicycleCafe.cz			RICHTR, Pavel	CZE / JIROUS, Vilem	CZE	29:24:33	
			23. 4:39:47.80	21. 7:42:22.58	21. 3:10:41.78	19. 5:51:53.25	20. 5:03:06.78	19. 6:11:44.80	16. 4:27:19.07
<u>20</u>	112	Illy Pie			BARTLEY, Simon	CAN / AULD, Ian	CAN	29:51:56	
			20. 4:24:44.00	69. 8:39:25.64	20. 3:06:51.00	20. 5:54:48.48	19. 5:03:04.69	21. 6:23:25.33	27. 4:59:03.06
<u>21</u>	61	Team UK			SCOTT, Adrian	GBR / RUMBLES, Gavin	GBR	29:58:28	
			22. 4:35:02.70	49. 8:03:30.58	18. 3:03:10.56	24. 6:04:33.17	27. 5:24:03.87	22. 6:23:27.40	17. 4:28:11.28
<u>22</u>	53	Hippy Loggers			ROSETTE, Andrew	USA / VANHULLE, Justin	USA	30:33:44	
			25. 4:45:39.40	45. 7:57:20.89	23. 3:15:30.63	20. 5:54:48.48	28. 5:25:10.61	23. 6:35:53.08	18. 4:36:42.78
<u>23</u>	8	Salty Nuts			CESSNA, Andy	USA / BOYNTON, Jason	USA	31:04:04	
			21. 4:33:00.30	52. 8:09:28.37	50. 3:58:20.89	18. 5:45:49.87	16. 4:52:48.84	20. 6:20:04.64	52. 5:33:59.77
<u>24</u>	102	TRANSCARPATIA.PL Jedna se			PACHULSKI, Leszek	POL / CIARKOWSKI, Szymon	POL	31:07:51	
			33. 4:54:54.20	34. 7:49:16.34	29. 3:19:45.63	22. 6:04:25.83	22. 5:16:29.70	25. 6:39:43.06	23. 4:52:33.33
<u>25</u>	38	Team Chuck Norris			BEDFORD, Nick	NZL / WESTFIELD, Barryn	NZL	31:26:57	
			26. 4:45:50.70	18. 7:39:09.40	34. 3:29:33.14	23. 6:04:31.61	24. 5:21:29.49	31. 6:58:38.14	19. 4:46:54.45
<u>26</u>	6	FYS Racing Team			MCFARLANE, Joe	CAN / BREWIN, Dave	CAN	31:30:47	
			30. 4:49:20.40	19. 7:41:40.77	28. 3:19:39.76	26. 6:16:14.81	23. 5:20:46.31	26. 6:47:58.11	25. 4:56:47.70
<u>27</u>	104	Team Poser Sports			VAN ZYL, Shaun	RSA / LA COCK, Reyno	RSA	31:42:13	
			24. 4:43:25.40	22. 7:43:34.22	32. 3:24:28.37	28. 6:17:39.20	26. 5:23:33.49	28. 6:55:13.72	26. 4:57:53.73

Official results brought to you by  www.findmespot.com



For more information, visit www.transrockies.com

OFFICIAL TIMING AND RESULTS BY RACE MANAGEMENT TEAM

Posting Time: 8/16/2008 5:12:43 PM

Overall

13




TransRockies Challenge VII

August 10th - 16th, 2008

Overall Results - Official

Open Men

#	Plate	Team	Team Members					Overall Time	
			Stage 1	Stage 2	Stage 3	Stage 4	Stage 5	Stage 6	Stage 7
28	103	Team Thompson	HOLLAND, Edward	CAN / HOLLAND, John	CAN	31:59:06			
	32.	4 :52:58.10	23. 7 :43:48.52	30. 3 :23:33.30	31. 6 :26:20.80	39. 5 :45:35.21	24. 6 :39:12.92	22. 4 :51:25.90	
29	25	Québikers	BERGERON, Sébastien	CAN / MARSOLAIS, David	CAN	32:04:53			
	29.	4 :48:40.20	24. 7 :43:56.95	26. 3 :18:51.40	36. 6 :39:24.80	30. 5 :27:28.27	27. 6 :51:16.89	28. 4 :59:11.87	
30	67	Bicycling/Specialized	MATTHEWS, Chris	CAN / CUSHIONBURY, Mike	USA	32:13:20			
	18.	4 :13:28.60	48. 8 :03:10.67	24. 3 :15:43.27	42. 6 :45:37.42	33. 5 :30:07.97	34. 7 :09:45.67	41. 5 :18:37.33	
31	45	Harvard University	KENTY, George	USA / BERKOBEN, Keith	USA	32:50:11			
	28.	4 :48:25.60	29. 7 :47:47.08	39. 3 :40:07.91	27. 6 :16:19.87	36. 5 :39:36.18	41. 7 :25:40.58	29. 5 :00:00.96	
32	93	Sensationel	GUERTIN, Jean-Francoi	CAN / JOINER, Glenn	CAN	32:58:31			
	27.	4 :47:16.90	36. 7 :49:50.05	40. 3 :42:33.27	32. 6 :27:42.52	35. 5 :38:43.03	38. 7 :14:13.81	32. 5 :08:01.73	
33	108	North Down	BLAYNEY, Matty	GBR / CRAIG, Samuel	GBR	33:09:04			
	59.	5 :51:49.30	44. 7 :56:03.05	35. 3 :33:02.07	33. 6 :28:45.15	25. 5 :21:57.66	30. 6 :57:30.33	24. 4 :55:59.76	
34	10	Go North	CROUCH, Blake	GBR / JONES, Graham	GBR	33:09:43			
	39.	5 :12:19.70	25. 7 :44:52.31	22. 3 :15:21.59	35. 6 :39:16.85	38. 5 :44:49.50	32. 7 :08:11.32	34. 5 :09:44.71	
35	9	Fig Rolls Racing	DYE, Andrew	GBR / DONIEC, Jacek	POL	33:13:01			
	40.	5 :15:22.60	40. 7 :53:38.45	36. 3 :34:11.88	40. 6 :43:50.37	31. 5 :28:15.71	33. 7 :08:15.21	31. 5 :03:05.94	
36	113	Team Justice	SMITH, Cory	CAN / WESELAKE, Nathen	CAN	33:29:04			
	56.	5 :47:11.30	50. 8 :07:34.48	37. 3 :36:28.25	25. 6 :10:59.66	32. 5 :29:22.32	29. 6 :56:53.99	49. 5 :28:08.63	

Official results brought to you by  www.findmespot.com



For more information, visit www.transrockies.com

OFFICIAL TIMING AND RESULTS BY RACE MANAGEMENT TEAM

Posting Time: 8/16/2008 5:12:43 PM

Overall 14




TransRockies Challenge VII

August 10th - 16th, 2008

Overall Results - Official

Open Men

#	Plate	Team	Team Members					Overall Time						
			Stage 1	Stage 2	Stage 3	Stage 4	Stage 5	Stage 6	Stage 7					
37	11	Quad Engineering Racing	DOVE, Simon	CAN / TONDL, Peter	CAN	33:30:24								
	52.	5 :42:33.20	17.	7 :32:58.55	38.	3 :39:04.58	34.	6 :28:47.52	29.	5 :26:05.73	37.	7 :11:43.17	30.	5 :02:10.24
38	43	Manwives	CADMAN, John	CAN / COUSINS, Lyndon	CAN	33:39:29								
	34.	4 :59:00.50	37.	7 :49:58.65	31.	3 :24:27.40	37.	6 :40:58.98	43.	6 :04:49.98	39.	7 :15:38.52	37.	5 :14:34.15
39	90	Natural Earth Racing	CRAIG, Paul	CAN / IVANY, Carsten	CAN	33:52:59								
	31.	4 :50:00.00	35.	7 :49:34.19	27.	3 :19:22.85	46.	6 :50:33.93	42.	5 :59:02.56	45.	7 :30:57.13	44.	5 :23:03.21
40	63	Team Dandy	MITCHELL, Andrew	GBR / CRAIGEN, Daniel	GBR	34:30:20								
	62.	5 :55:54.10	26.	7 :45:43.00	47.	3 :55:27.83	30.	6 :22:25.44	37.	5 :40:10.09	35.	7 :09:57.05	48.	5 :26:26.07
41	36	Warwick Uni Old Boys	BINGLEY, Hamish	GBR / WINDRIDGE, Peter	GBR	35:21:36								
	36.	5 :06:57.50	43.	7 :56:02.37	33.	3 :28:39.21	48.	6 :54:36.00	46.	6 :05:01.33	52.	8 :04:41.52	55.	5 :41:41.01
42	21	Along For The Ride	FEDUN, Michael	CAN / NICHOLS, Brian	CAN	35:29:05								
	37.	5 :09:47.60	20.	7 :42:00.63	43.	3 :47:57.30	52.	7 :08:09.42	48.	6 :09:08.00	48.	7 :50:42.23	45.	5 :23:20.99
43	35	Transatlantic	SMYTH, Ben	GBR / CORNELIUS, David	USA	35:30:53								
	45.	5 :31:28.70	47.	8 :02:07.92	44.	3 :47:59.94	44.	6 :49:17.85	34.	5 :37:22.33	36.	7 :10:54.76	77.	6 :33:49.81
44	4	GSB1	BOCQUET, David	GBR / MILL, Magnus	GBR	35:31:02								
	75.	6 :10:14.70	67.	8 :39:17.63	52.	4 :02:57.99	43.	6 :46:22.36	40.	5 :50:07.45	40.	7 :18:21.35	43.	5 :22:58.27
45	81	Bear Bait	RAMSEY, Alex	AUS / ROWE, Andrew	AUS	35:42:22								
	53.	5 :43:05.20	28.	7 :47:01.13	42.	3 :45:56.84	45.	6 :50:31.86	47.	6 :05:40.37	53.	8 :05:43.33	36.	5 :11:25.17

Official results brought to you by  www.findmespot.com



For more information, visit www.transrockies.com

OFFICIAL TIMING AND RESULTS BY RACE MANAGEMENT TEAM

Posting Time: 8/16/2008 5:12:43 PM

Overall

15



TransRockies Challenge VII

August 10th - 16th, 2008

Overall Results - Official

Open Men

#	Plate	Team	Team Members				Overall Time		
			Stage 1	Stage 2	Stage 3	Stage 4	Stage 5	Stage 6	Stage 7
46	22	www.MaxGear.co.uk	ELLIS, Christian	GBR / LINDLEY, Ian	GBR	35:54:13			
			42. 5:22:50.80	59. 8:21:13.61	56. 4:08:59.82	38. 6:42:01.03	41. 5:56:16.93	43. 7:27:49.49	75. 6:16:15.36
47	13	Saturn of Toledo/Shell	SAMS, Steve	USA / MISHKA, Jason	USA	36:02:24			
			79. 6:17:37.20	74. 8:59:13.94	46. 3:54:55.62	39. 6:43:30.41	62. 6:31:42.00	42. 7:25:41.00	33. 5:08:58.28
48	105	The Sean Fahlman Experience	FAHLMAN, Kevin	CAN / MURRAY, Sean	CAN	36:14:08			
			41. 5:17:56.40	61. 8:25:07.46	66. 4:22:47.34	69. 7:39:16.79	51. 6:12:13.09	44. 7:30:35.86	35. 5:11:19.06
49	79	Dutch Delusions	WIJNBERGEN, Rob	NED / BRENTJENS, Cas	NED	36:41:37			
			48. 5:36:49.80	64. 8:29:18.53	58. 4:09:40.30	47. 6:54:35.26	54. 6:19:25.86	49. 7:53:33.41	58. 5:47:32.97
50	46	Jay&Jeff	LANDRY, Jeff	CAN / ZHU, Jason	CAN	36:49:31			
			35. 5:06:32.60	42. 7:55:17.57	41. 3:44:12.81	53. 7:09:39.68	60. 6:30:12.12	77. 8:59:16.09	42. 5:19:38.53
51	71	Tungsten	MALLIN, Peter	AUS / WHITWELL, Keith	AUS	36:50:05			
			58. 5:50:27.50	41. 7:53:55.17	55. 4:07:47.98	50. 6:58:16.45	49. 6:09:53.20	50. 7:57:55.28	56. 5:45:44.85
52	70	Longbow	ECCLES, Spencer	USA / LIFFERTH, Brian	USA	36:58:22			
			47. 5:36:43.80	58. 8:18:34.58	74. 4:35:44.74	58. 7:17:26.48	57. 6:23:17.23	47. 7:50:01.04	38. 5:15:09.65
53	44	Graham and Chris	CHRISTENSEN, Graha	USA / MUNLEY, Christopher	USA	37:03:09			
			72. 6:09:34.00	60. 8:22:48.68	64. 4:17:57.70	41. 6:44:23.84	44. 6:04:54.49	59. 8:20:52.02	47. 5:25:27.10
54	31	Chromag/ Rolf's Pukka Parts	WOODWARD, Rolf	GBR / WOODWARD, Jeremy	GBR	37:18:23			
			46. 5:31:39.60	55. 8:14:17.96	59. 4:11:02.78	60. 7:19:44.14	63. 6:33:38.85	55. 8:08:49.80	51. 5:33:28.23

Official results brought to you by  www.findmespot.com



For more information, visit www.transrockies.com

OFFICIAL TIMING AND RESULTS BY RACE MANAGEMENT TEAM

Posting Time: 8/16/2008 5:12:43 PM

Overall

16



TransRockies Challenge VII

August 10th - 16th, 2008

Overall Results - Official

Open Men

#	Plate	Team	Team Members					Overall Time	
			Stage 1	Stage 2	Stage 3	Stage 4	Stage 5	Stage 6	Stage 7
55	68	Team Isands			HANNON, Stuart	IRL / KEAVENY, Bryan	IRL	37:26:47	
			61. 5:53:01.60	31. 7:48:10.56	53. 4:03:01.09	51. 7:01:10.08	50. 6:11:26.74	61. 8:24:22.97	61. 5:53:44.93
56	69	Partners			BROWN, Gardner	USA / BROWN, Josh	USA	37:27:35	
			43. 5:26:20.10	57. 8:18:34.16	90. 5:50:59.58	49. 6:57:41.35	56. 6:23:16.45	46. 7:34:07.44	39. 5:15:10.29
57	14	GSB 3			SMITH, Adam	GBR / MARSTON, Lee	GBR	37:37:35	
			74. 6:10:13.80	68. 8:39:18.22	54. 4:07:43.39	57. 7:16:35.60	53. 6:18:07.52	51. 8:03:15.98	54. 5:41:39.21
58	47	Univega.co.uk			GILFEDDER, Tom	AUS / JOHN, Lee	ZIM	37:46:57	
			38. 5:10:08.30	27. 7:46:20.26	25. 3:16:42.91	62. 7:22:22.31	68. 6:50:18.85	69. 8:33:22.67	78. 6:34:02.88
59	82	Bosch Rexroth Mountainbike Te			VAN HOUTUM, Marcel	NED / VAN LOON, Kees	NED	37:49:42	
			67. 6:00:12.80	53. 8:11:33.58	48. 3:57:23.16	61. 7:22:06.38	52. 6:17:22.97	70. 8:42:05.44	50. 5:30:31.86
60	20	On Yer Bike Son			WILLIAMS, Martin	GBR / ARMISHAW, Richard	GBR	37:52:41	
			66. 5:59:55.20	62. 8:26:12.05	65. 4:19:02.57	55. 7:14:21.90	45. 6:04:56.50	58. 8:20:50.61	60. 5:53:34.37
61	57	8.17			MAJER, Adlai	CAN / MCLEAN, Michael	CAN	37:53:35	
			44. 5:26:44.50	38. 7:51:39.49	75. 4:36:04.03	54. 7:12:33.58	55. 6:19:51.24	56. 8:09:24.88	71. 6:08:56.97
62	24	Holy Cow			BURDEN, Robert	RSA / BISSELL, Bryan	RSA	37:55:01	
			50. 5:41:39.10	30. 7:48:05.17	67. 4:24:12.09	73. 7:45:07.19	64. 6:37:42.98	57. 8:10:15.05	40. 5:16:05.32
63	18	Mountain Goats			GROENEWALD, Green	RSA / KIRSTEN, Willem	RSA	37:56:01	
			57. 5:48:27.10	51. 8:07:49.66	45. 3:48:39.30	63. 7:23:47.97	59. 6:30:11.12	66. 8:29:12.22	64. 5:55:43.49

Official results brought to you by  www.findmespot.com



For more information, visit www.transrockies.com

OFFICIAL TIMING AND RESULTS BY RACE MANAGEMENT TEAM

Posting Time: 8/16/2008 5:12:43 PM

Overall

17




TransRockies Challenge VII

August 10th - 16th, 2008

Overall Results - Official

Open Men

#	Plate	Team	Team Members				Overall Time	
			Stage 1	Stage 2	Stage 3	Stage 4	Stage 5	Stage 6
64	97	Meyers Norris Penny	DEKKER, Tim	CAN / SHIPLEY, Jeremy	CAN	38:24:12		
	69.	6 :06:58.30	56. 8 :18:07.66	51. 4 :02:15.63	56. 7 :14:25.61	65. 6 :37:49.62	54. 8 :08:17.48	73. 6 :14:26.24
65	58	BigRing	SIRODOT, Bertrand	FRA / WOODGATE, Jeff	CAN	38:36:22		
	55.	5 :46:29.40	79. 9 :08:10.19	57. 4 :09:23.93	70. 7 :40:15.73	66. 6 :38:52.45	63. 8 :26:22.71	63. 5 :54:58.44
66	29	Summitt-Consulting.ca	EPP, Kyle	CAN / VIPOND, Nicholas	CAN	38:50:37		
	54.	5 :44:17.00	39. 7 :52:12.58	69. 4 :31:02.70	67. 7 :36:11.21	61. 6 :30:25.35	65. 8 :27:56.79	66. 6 :00:44.82
67	73	RideBike.co.uk	JOYCE, Steven	GBR / HAYES, Jon	GBR	38:55:22		
	51.	5 :42:16.60	46. 8 :00:21.80	61. 4 :11:21.24	64. 7 :30:19.99	71. 6 :54:54.09	74. 8 :54:52.75	53. 5 :41:37.79
68	41	Tuckermen2	ST. PETER, Joseph	USA / CONDON, Chris	USA	39:09:02		
	81.	6 :20:56.30	72. 8 :58:40.89	62. 4 :15:12.32	59. 7 :18:43.95	67. 6 :44:48.22	62. 8 :25:24.16	68. 6 :03:57.77
69	49	Critical Condition	CHANEY, Jonathan	CAN / CASSELMAN, Charles	CAN	39:43:07		
	65.	5 :58:22.40	54. 8 :13:00.65	71. 4 :32:45.36	75. 7 :54:45.79	74. 7 :01:31.90	60. 8 :22:29.60	59. 5 :53:12.77
70	77	Boohai	STICKLING, Bjorn	CAN / BACIGALUPO, Chris	CAN	39:44:00		
	64.	5 :56:19.80	70. 8 :46:51.15	78. 4 :40:41.76	66. 7 :32:39.18	72. 6 :59:18.36	67. 8 :29:14.36	69. 6 :05:47.22
71	66	Redneck Posse	LANOVAZ, Cory	CAN / COPAN, Jason	CAN	39:52:53		
	76.	6 :16:00.00	65. 8 :34:15.93	60. 4 :11:04.79	72. 7 :42:41.63	70. 6 :54:19.34	73. 8 :50:01.21	65. 5 :58:46.37
72	48	Shelsux	NICHOLSON, Ewan	GBR / BERESFORD-LAMBER	GBR	40:12:40		
	70.	6 :08:37.80	63. 8 :28:29.40	70. 4 :32:16.13	79. 8 :17:39.61	69. 6 :53:15.52	64. 8 :26:48.13	62. 5 :54:03.50

Official results brought to you by  www.findmespot.com



For more information, visit www.transrockies.com

OFFICIAL TIMING AND RESULTS BY RACE MANAGEMENT TEAM

Posting Time: 8/16/2008 5:12:43 PM

Overall

18



TransRockies Challenge VII

August 10th - 16th, 2008

Overall Results - Official

Open Men

#	Plate	Team	Team Members				Overall Time	
			Stage 1	Stage 2	Stage 3	Stage 4	Stage 5	Stage 6
<u>73</u>	76	Mr. Tagert and Lyle	BOLTON, Tim	USA / BOLTON, Steven	USA	40:17:13		
	49.	5:41:16.00	76. 9:01:19.36	76. 4:36:20.14	65. 7:31:44.80	58. 6:25:25.12	81. 9:24:04.73	79. 6:38:22.54
<u>74</u>	33	Cycling for Hope	MAY, Codey	CAN / AXANI, Jordan	CAN	40:36:04		
	77.	6:16:40.10	77. 9:03:32.45	63. 4:17:34.61	82. 8:29:01.24	77. 7:08:54.68	78. 8:59:46.08	46. 5:24:07.43
<u>75</u>	65	Elkford	CHAREST, Dan	CAN / SIMMS, Gord	CAN	41:00:02		
	73.	6:10:00.30	81. 9:18:03.80	68. 4:26:02.32	76. 8:03:50.54	73. 7:00:27.48	68. 8:30:06.26	81. 6:49:35.79
<u>76</u>	26	AusCan	GRAVER, Shawn	CAN / BOICOS, Courtney	AUS	41:12:23		
	87.	6:51:25.50	73. 8:58:56.28	72. 4:34:26.05	71. 7:40:36.87	75. 7:03:45.95	72. 8:47:34.59	74. 6:14:34.89
<u>77</u>	80	Pi K 2 Team Costa Rica	ARIAS, Ronald	CRC / GARCIA, Carlos	CRC	41:31:12		
	71.	6:09:15.00	75. 9:00:37.84	77. 4:39:35.72	74. 7:47:08.44	79. 7:15:36.43	76. 8:58:59.10	80. 6:40:38.08
<u>78</u>	42	South Downs Way	CHURCH, William	GBR / COLLIVER, Rob	GBR	41:35:37		
	80.	6:20:06.00	78. 9:06:35.62	73. 4:34:42.00	81. 8:22:03.93	78. 7:09:01.98	79. 9:00:53.65	70. 6:08:50.12
<u>79</u>	5	Trevs	SENINI, Nathan	AUS / BUDDIS, Gavin	AUS	42:34:07		
	88.	6:51:44.90	85. 9:42:33.93	88. 5:26:29.50	77. 8:07:32.16	80. 7:21:14.63	71. 8:45:48.05	67. 6:01:17.94
<u>80</u>	39	Ludicrous Speed	ROSE, Nick	CAN / MACNEIL, Derek	CAN	42:43:39		
	63.	5:56:01.70	82. 9:21:14.55	79. 4:41:41.20	85. 8:33:46.61	84. 7:53:34.34	82. 9:26:16.39	72. 6:12:19.58
<u>81</u>	52	Big Bike Rye'd	LAVIGNE, Jason	CAN / HUBBARD, Steve	CAN	43:31:47		
	68.	6:00:46.50	66. 8:35:41.63	49. 3:57:47.02	68. 7:36:49.77	87. 8:13:41.09	89. 10:13:38.0	86. 7:29:04.64

Official results brought to you by  www.findmespot.com



For more information, visit www.transrockies.com

OFFICIAL TIMING AND RESULTS BY RACE MANAGEMENT TEAM

Posting Time: 8/16/2008 5:12:43 PM

Overall 19



TransRockies Challenge VII

August 10th - 16th, 2008

Overall Results - Official

Open Men

#	Plate	Team	Team Members					Overall Time						
			Stage 1	Stage 2	Stage 3	Stage 4	Stage 5	Stage 6	Stage 7					
82	23	SEVETS	CRANFIELD, Steven	GBR /	ROBINSON, Brian	GBR	43:33:06							
	60.	5 :52:55.30	71.	8 :53:05.88	81.	4 :45:58.86	78.	8 :11:10.16	81.	7 :31:45.86	85.	9 :51:49.43	84.	7 :19:27.38
83	12	NAG p/b Peachtree Bikes	LEASK, Christian	USA /	JONES, Ian	CAN	44:00:36							
	82.	6 :22:25.00	88.	11:00:00.0	83.	4 :53:47.91	90.	9 :38:35.25	83.	7 :47:44.12	75.	8 :56:09.13	76.	6 :21:54.69
84	37	The Methley Massive	BANKS, Rick	GBR /	BOND, Stuart	AUS	44:16:40							
	84.	6 :33:44.50	86.	9 :49:25.08	89.	5 :42:47.25	87.	8 :42:55.74	76.	7 :08:30.46	80.	9 :14:43.70	82.	6 :53:58.84
85	1	Lifebridge Canada - Chico Raci	MCLEOD, Ted	CAN /	BETZOLD, Blaine	CAN	44:32:38							
	85.	6 :36:45.00	83.	9 :22:51.73	80.	4 :42:31.65	80.	8 :19:23.32	82.	7 :40:19.24	83.	9 :40:45.08	88.	7 :32:54.67
86	59	Team Record	BABINEAU, Louis	CAN /	BERNIER, Francis	CAN	45:36:21							
	83.	6 :23:47.70	88.	11:00:00.0	85.	4 :57:16.81	86.	8 :40:44.97	86.	8 :05:08.07	88.	10:05:25.9	85.	7 :23:57.64
87	107	Team Discovery	MOORE, Jeff	CAN /	WENINGER, Mike	CAN	46:47:58							
	89.	6 :57:58.70	87.	9 :59:39.19	87.	5 :05:17.87	83.	8 :31:49.93	90.	8 :39:11.32	86.	10:02:05.1	87.	7 :31:35.04
88	40	Y Not!	JOHNSTONE, Chris	GBR /	JOHNSTONE, Alasdair	GBR	46:52:30							
	86.	6 :41:59.50	84.	9 :34:03.09	84.	4 :54:32.17	84.	8 :32:12.76	88.	8 :28:51.86	84.	9 :44:54.13	89.	8 :30:00.00
89	34	Asia Boys	KOGUT, Stefan	GBR /	POLLARD, Andrew	GBR	47:15:08							
	90.	8 :00:00.00	88.	11:00:00.0	82.	4 :53:42.55	89.	9 :16:57.46	85.	8 :00:52.09	87.	10:02:25.1	83.	7 :01:10.90
90	19	Huckin' Hicks	AMSING, Robert	CAN /	LABERGE, Tylor	CAN	48:38:58							
	78.	6 :16:45.30	80.	9 :12:03.06	86.	4 :57:29.44	88.	8 :50:28.94	89.	8 :34:14.65	90.	11:30:00.0	89.	8 :30:00.00

Official results brought to you by  www.findmespot.com



For more information, visit www.transrockies.com

OFFICIAL TIMING AND RESULTS BY RACE MANAGEMENT TEAM

Posting Time: 8/16/2008 5:12:44 PM

Overall 20



TransRockies Challenge VII

August 10th - 16th, 2008

Overall Results - Official

Open Men

#	Plate	Team	Team Members				Overall Time							
			Stage 1	Stage 2	Stage 3	Stage 4	Stage 5	Stage 6	Stage 7					
91	86	The Bike Shop Dirtwagons	PROBERT, Ryan				53:13:46							
	90.	8:00:00.00	88.	11:00:00.0	91.	6:07:24.10	91.	9:47:52.16	91.	9:18:30.26	90.	11:30:00.0	89.	8:30:00.00
92	50	Drug Worlds/Carl Hart Cycles	FELLER, Steven				59:36:04							
	90.	8:00:00.00	92.	12:00:00.0	92.	6:36:04.45	92.	12:00:00.0	92.	12:00:00.0	92.	12:30:00.0	89.	8:30:00.00

Official results brought to you by  www.findmespot.com



For more information, visit www.transrockies.com

OFFICIAL TIMING AND RESULTS BY RACE MANAGEMENT TEAM

Posting Time: 8/16/2008 5:12:44 PM

Overall 21




TransRockies Challenge VII

August 10th - 16th, 2008

Overall Results - Official

Open Mixed

#	Plate	Team	Team Members					Overall Time	
			Stage 1	Stage 2	Stage 3	Stage 4	Stage 5	Stage 6	Stage 7
<u>1</u>	325	KONA			SIMMS, Wendy	CAN / THIBAUT, Normon	CAN	27:06:02	
			1. 4:04:03.10	1. 6:19:05.46	1. 2:47:26.19	1. 5:36:17.28	1. 4:32:05.34	1. 5:55:11.85	1. 4:10:59.02
<u>2</u>	305	Team Clif Bar			WALLACE, Steven	USA / NASH, Katerina	CZE	28:06:02	
			2. 4:05:49.20	3. 7:17:12.34	2. 3:02:04.09	3. 5:51:53.79	2. 4:46:16.05	3. 6:02:32.57	2. 4:17:26.75
<u>3</u>	315	Desert Cyclery			HARRIS, David	USA / WALLENFELS, Lynda	USA	29:48:30	
			7. 4:55:23.40	15. 8:16:49.18	5. 3:25:30.88	2. 5:41:29.82	3. 5:03:37.66	4. 6:08:15.20	4. 4:34:13.57
<u>4</u>	321	The Bike Shop			ZIDEK, Tom	CAN / DEAN, Carena	CAN	30:49:59	
			3. 4:34:37.80	4. 7:26:05.85	6. 3:27:31.64	5. 6:05:41.91	5. 5:10:50.48	5. 6:33:40.32	7. 4:57:37.67
<u>5</u>	306	Rocky Mountain Bikes			VAN DER ROEST, Les	CAN / MCKIRDY, Jean Ann	CAN	31:08:17	
			6. 4:47:36.50	5. 7:28:32.15	4. 3:17:08.33	7. 6:16:18.67	6. 5:22:01.21	7. 6:45:01.71	5. 4:40:11.33
<u>6</u>	302	Los Pezos			KUNZ, Peter	SUI / HAAS, Nicole	SUI	31:20:03	
			8. 5:17:07.30	8. 7:47:30.49	7. 3:31:16.38	4. 5:59:03.53	4. 5:08:32.07	6. 6:35:53.08	6. 4:48:10.72
<u>7</u>	304	mtbraceneews.com/Revolution			BOFFELI, Shannon	USA / HANKS, Jennifer	USA	32:33:49	
			5. 4:44:05.90	9. 7:48:56.27	9. 3:38:07.93	8. 6:19:18.85	8. 5:46:50.74	8. 7:01:38.51	8. 5:03:47.67
<u>8</u>	322	Cannondale/Sobe/VisitPA.com			DOUGHERTY, Timmy	USA / STOPPER, Michelle	USA	34:53:19	
			4. 4:36:15.90	6. 7:33:28.40	3. 3:15:39.48	9. 6:30:21.38	14. 6:14:40.71	16. 8:21:24.41	14. 5:54:57.54
<u>9</u>	320	Poppies			DONOVAN, Niall	IRL / BARRETT, Fiona	IRL	34:57:36	
			10. 5:32:03.10	12. 8:09:57.01	8. 3:36:44.26	14. 7:01:08.91	9. 5:47:59.03	11. 7:37:09.22	10. 5:22:32.26

Official results brought to you by  www.findmespot.com



For more information, visit www.transrockies.com

OFFICIAL TIMING AND RESULTS BY RACE MANAGEMENT TEAM

Posting Time: 8/16/2008 5:12:44 PM

Overall 22



TransRockies Challenge VII

August 10th - 16th, 2008

Overall Results - Official

Open Mixed

#	Plate	Team	Team Members					Overall Time						
			Stage 1	Stage 2	Stage 3	Stage 4	Stage 5	Stage 6	Stage 7					
10	332	Beauty and the Beast	MORRIS, Dallas w/51	CAN /	DYCK, Mical	CAN	35:07:10							
	28.	9:00:00.00	2.	6:30:51.53	10.	3:50:36.66	6.	6:14:56.31	7.	5:41:59.76	2.	5:59:25.66	3.	4:20:12.59
11	312	Pharkin-Nuts	BROOKS, Amanda	NZL /	KOSLICKI, Darren	GBR	35:31:16							
	12.	5:43:22.30	14.	8:11:55.46	13.	3:59:05.01	11.	6:53:39.09	13.	6:12:08.97	9.	7:23:09.10	9.	5:19:51.60
12	334	Team Karumba	BOUCHARD, J-R	CAN /	PRONOVOST, Natalie	CAN	36:38:09							
	13.	5:43:25.80	7.	7:37:40.02	18.	4:09:18.45	15.	7:02:02.01	10.	5:52:56.39	12.	7:49:23.83	17.	6:01:03.48
13	328	The Crouchies	HENDERSON, Joanne	GBR /	CROUCHER, Gordon	GBR	36:38:46							
	19.	6:12:05.30	16.	8:18:04.77	17.	4:08:39.21	10.	6:50:44.14	15.	6:17:51.58	10.	7:32:52.27	11.	5:36:33.59
14	309	She Made Me Do It	REID, Callum	CAN /	WIDMER, Nadia	CAN	36:44:56							
	9.	5:24:33.00	11.	8:07:11.24	11.	3:50:38.96	12.	6:56:01.28	12.	6:11:45.48	19.	8:31:06.39	12.	5:50:51.82
15	313	The Black Mambas	JESSEE, Mark	CAN /	THOMAS, Patti	CAN	37:54:34							
	11.	5:41:04.70	10.	7:52:02.67	16.	4:08:01.86	13.	6:56:01.75	21.	6:56:22.13	15.	8:19:44.94	13.	5:53:18.79
16	333	Blackstone Fernie Breathe Easy	KREMER, Michele	CAN /	BADE, Sebastian	GER	38:09:19							
	17.	6:02:38.60	18.	8:36:37.82	15.	4:06:08.89	18.	7:16:02.73	17.	6:24:13.99	14.	8:16:12.30	19.	6:04:03.26
17	311	Dirt Series	CAMERON, Penny	CAN /	MACKENZIE, Duncan	CAN	38:12:22							
	16.	5:56:17.70	13.	8:11:30.08	19.	4:14:48.99	19.	7:25:28.35	16.	6:20:57.04	13.	8:16:11.00	15.	5:58:39.88
18	316	The Bald and the Beautiful	GRAS, Fred	NED /	NIJSSEN, Eva	NED	39:05:16							
	15.	5:55:29.10	20.	8:52:58.83	14.	4:03:15.57	23.	7:59:40.44	19.	6:34:57.77	17.	8:27:53.05	18.	6:04:00.75

Official results brought to you by  www.findmespot.com



For more information, visit www.transrockies.com

OFFICIAL TIMING AND RESULTS BY RACE MANAGEMENT TEAM

Posting Time: 8/16/2008 5:12:44 PM

Overall

23




TransRockies Challenge VII

August 10th - 16th, 2008

Overall Results - Official

Open Mixed

#	Plate	Team	Team Members					Overall Time	
			Stage 1	Stage 2	Stage 3	Stage 4	Stage 5	Stage 6	Stage 7
<u>19</u>	324	Baarbd			PEWOTHERER, Galen	USA / KLAFFIN, Jennifer	USA	39:25:51	
			18. 6:04:41.50	19. 8:50:26.44	20. 4:21:20.15	21. 7:34:09.39	18. 6:33:57.52	20. 8:52:36.90	16. 5:59:05.91
<u>20</u>	308	Sally Marchand Collins			MARCHAND COLLINS,	USA / BRADLEY, Eric	USA	39:26:00	
			14. 5:51:17.80	17. 8:22:25.13	12. 3:51:58.95	16. 7:10:30.10	11. 6:10:43.81	18. 8:28:26.01	27. 7:53:03.62
<u>21</u>	301	Seventeen11 Racing			SMITH, Jaclyn	NZL / RYDEN, Darren	GBR	41:24:33	
			21. 6:24:00.90	23. 9:14:51.98	21. 4:23:41.98	17. 7:14:24.41	20. 6:56:14.04	23. 9:26:48.29	23. 6:59:24.34
<u>22</u>	335	Team Budget Beer			THORP, Ken	USA / BYRD, Melissa	USA	42:03:27	
			20. 6:17:41.20	22. 9:04:25.53	22. 4:38:40.10	22. 7:56:07.44	22. 7:05:24.48	21. 8:58:15.59	26. 7:07:18.80
<u>23</u>	319	A Fine Pair			MACINTOSH, Donna	CAN / STEEVES, Brian	CAN	43:09:17	
			25. 6:55:55.40	24. 9:18:20.65	24. 4:42:57.54	20. 7:29:27.92	23. 7:08:56.13	27. 10:03:29.6	21. 6:48:30.72
<u>24</u>	314	We're Too Sexy For This Ride			KELLY, Phil	USA / VIRZI-KELLY, Gina	USA	44:01:44	
			23. 6:34:59.50	26. 9:40:53.17	27. 5:36:46.30	24. 8:14:44.71	27. 7:47:51.72	22. 8:59:10.89	20. 6:48:11.27
<u>25</u>	323	HappySmurf Racing			IRELAND, Charlotte	NZL / COLLINSON, Tim	NZL	44:38:51	
			24. 6:51:38.50	25. 9:28:56.89	25. 5:01:23.20	26. 8:30:01.01	25. 7:43:00.31	24. 9:39:25.62	22. 6:53:23.21
<u>26</u>	326	Wrecsam Tri			NORMAN, Kim	GBR / ANDRUSCHUCK, Kevin	GBR	44:42:09	
			22. 6:31:35.50	21. 8:54:46.96	26. 5:29:37.91	25. 8:16:33.03	26. 7:43:11.04	25. 9:41:06.47	24. 7:00:05.76
<u>27</u>	318	Jungle Patrol			WHITEHEAD, Ron	AUS / WHITEHEAD, Alison	AUS	45:41:42	
			26. 8:00:00.00	28. 12:00:00.0	23. 4:40:30.99	27. 8:42:59.17	24. 7:26:07.38	26. 9:46:37.73	25. 7:05:27.47

Official results brought to you by  www.findmespot.com



For more information, visit www.transrockies.com

OFFICIAL TIMING AND RESULTS BY RACE MANAGEMENT TEAM

Posting Time: 8/16/2008 5:12:44 PM

Overall 24




TransRockies Challenge VII

August 10th - 16th, 2008

Overall Results - Official

Open Mixed

#	Plate	Team	Team Members					Overall Time						
			Stage 1	Stage 2	Stage 3	Stage 4	Stage 5	Stage 6	Stage 7					
28	317	Daisy Boo			BOURKE, Corry	IRL / MITTON, Orla	IRL	58:31:18						
	26.	8 :00:00.00	27.	11:00:00.0	28.	6 :29:53.94	28.	10:01:24.2	28.	12:00:00.0	28.	12:30:00.0	28.	9 :30:00.00

Official results brought to you by  www.findmespot.com



For more information, visit www.transrockies.com

OFFICIAL TIMING AND RESULTS BY RACE MANAGEMENT TEAM

Posting Time: 8/16/2008 5:12:44 PM

Overall 25




TransRockies Challenge VII

August 10th - 16th, 2008

Overall Results - Official

Open Women

#	Plate	Team	Team Members					Overall Time						
			Stage 1	Stage 2	Stage 3	Stage 4	Stage 5	Stage 6	Stage 7					
<u>1</u>	201	Outdoor Store / Outspokin' Bike	LOWERY, Carey	USA /	RANDALL, Lisa	USA	33:52:22							
	1.	5:06:40.90	1.	7:49:29.08	1.	3:38:08.31	1.	6:33:29.85	1.	5:52:52.40	1.	7:20:41.87	1.	5:20:29.09
<u>2</u>	203	Guidi-up	GUIDINGER, Amy	CAN /	OSBORNE, Meghan	CAN	36:42:05							
	2.	5:32:35.50	2.	8:07:17.81	2.	4:01:38.06	2.	7:02:02.83	2.	6:23:25.23	2.	7:49:17.10	2.	5:53:06.78
<u>3</u>	208	Evolution	BRYANS, Angie	CAN /	IVANY, Inga	CAN	40:09:45							
	4.	6:16:39.30	3.	8:41:12.73	3.	4:24:17.05	3.	7:41:06.54	3.	6:32:24.52	4.	9:04:01.08	3.	6:11:16.60
<u>4</u>	214	Biking Betties	MAJER, Teri	CAN /	MATTSON, Shelley	CAN	41:41:15							
	3.	5:59:20.40	4.	9:16:19.36	4.	4:33:42.03	6.	8:12:21.64	6.	7:33:04.66	3.	8:34:38.36	4.	6:48:07.95
<u>5</u>	218	Hoopla!	GREER, Allison	CAN /	LOVECCHIO, Julia	CAN	43:44:18							
	7.	6:48:27.20	5.	9:34:19.28	5.	4:37:55.85	4.	7:50:50.39	4.	7:20:47.73	5.	9:33:11.27	8.	7:33:06.08
<u>6</u>	204	Chasing the Fat Boy	FOSTER, Emma	CAN /	METZ, Trina	CAN	44:09:22							
	5.	6:25:28.70	5.	9:30:17.20	8.	5:18:04.35	7.	8:16:33.93	5.	7:26:38.25	6.	9:51:50.63	5.	6:50:47.02
<u>7</u>	207	The Kat's Ast	KATNICK, Deanne	CAN /	AST, Martine	CAN	48:42:16							
	6.	6:38:24.30	7.	9:39:46.19	6.	4:40:59.07	9.	9:10:08.27	8.	8:13:42.43	9.	12:30:00.0	7.	7:29:02.52
<u>8</u>	205	Shut Up and Ride	MURPHY, Liz	CAN /	MCMAHON, Kelly	CAN	49:01:54							
	8.	8:00:00.00	8.	11:00:00.0	7.	5:04:44.01	8.	9:06:49.61	9.	8:20:16.58	8.	11:30:00.0	6.	7:00:04.58
<u>9</u>	202	JaMa	ROGERS, Jan	GBR /	CRANFIELD, Emma	GBR	49:20:41							
	8.	8:00:00.00	8.	11:00:00.0	9.	5:31:37.27	5.	8:11:10.85	7.	8:08:06.25	7.	10:10:09.5	9.	9:19:37.63

Official results brought to you by  www.findmespot.com



For more information, visit www.transrockies.com

OFFICIAL TIMING AND RESULTS BY RACE MANAGEMENT TEAM

Posting Time: 8/16/2008 5:12:44 PM

Overall 26



TransRockies Challenge VII

August 10th - 16th, 2008

Overall Results - Official

Unclassified

#	Plate	Team	Team Members					Overall Time						
			Stage 1	Stage 2	Stage 3	Stage 4	Stage 5	Stage 6	Stage 7					
<u>1</u>	2	What Next? / London Phoenix	VAN DER MERWE, Wer	RSA / OELOFSE, Willem Tho	RSA	30:23:55								
	10.	5:56:15.80	3.	7:49:12.49	1.	3:16:18.49	2.	5:54:47.74	2.	4:56:20.52	1.	5:55:14.52	2.	4:24:58.55
<u>2</u>	96	Firefly (xXx Racing AthletiCo)	MILLARD, Francois	RSA / SMITH, Pieter w/ 2	RSA	30:29:21								
	11.	6:01:41.50	3.	7:49:12.49	1.	3:16:18.49	2.	5:54:47.74	2.	4:56:20.52	1.	5:55:14.52	2.	4:24:58.55
<u>3</u>	115	Team Doha	RICHARDSON, Scott	RSA / GELUK, Malcolm	NZL	31:56:54								
	2.	4:56:14.30	5.	7:58:29.44	21.	6:10:43.34	1.	5:27:44.54	1.	4:38:51.00	3.	6:20:05.21	1.	4:23:16.43
<u>4</u>	111	Celts on Bikes	MCGRATH, Niall	CAN / AYOTTE, Stephen	CAN	32:25:09								
	14.	6:26:05.40	11.	8:56:23.87	7.	4:32:36.78	14.	8:28:24.00	11.	6:52:44.82	10.	8:28:10.77	10.	6:05:31.61
<u>5</u>	701	Southwest Hand Cycling Team	JONES, Howard	GBR / ROBERTS, Jon	USA	32:49:28								
	3.	4:58:19.70	2.	7:49:04.33	3.	3:29:36.74	6.	6:26:49.97	6.	5:46:51.89	5.	6:59:54.32	6.	5:07:55.69
<u>6</u>	604	Just Cuz	MCCARTHY, Dan	USA / KEMPER, Amy	USA	33:32:45								
	1.	4:50:58.50	7.	8:04:50.46	4.	3:34:18.94	7.	6:30:02.04	9.	6:29:35.94	5.	6:59:54.32	6.	5:07:55.69
<u>7</u>	486	Bike Hotel Klausen Austria	AUFSCHNAITER, Andy	CAN / SCHMIDT, Tim	CAN	33:49:56								
	4.	5:12:37.80	9.	8:44:51.79	9.	4:36:48.07	5.	6:03:00.02	4.	5:05:48.85	8.	8:04:42.90	4.	4:46:58.61
<u>8</u>	87	MTB World	SBARDELLA, Graziano	ITA / VITALE, Luca	ITA	34:01:53								
	5.	5:17:57.20	8.	8:13:12.13	17.	5:33:59.54	4.	6:00:35.88	5.	5:09:54.05	4.	6:52:09.98	5.	5:07:16.98
<u>9</u>	3	Team Tuckermen	KOVACS, Martin	CAN / THERRIEN, Edmund	USA	37:28:17								
	6.	5:22:32.70	6.	8:03:05.94	6.	4:02:08.56	8.	7:10:29.64	8.	6:23:44.32	9.	8:25:24.16	9.	6:03:57.77

Official results brought to you by  www.findmespot.com



For more information, visit www.transrockies.com

OFFICIAL TIMING AND RESULTS BY RACE MANAGEMENT TEAM

Posting Time: 8/16/2008 5:12:44 PM

Overall 27



TransRockies Challenge VII

August 10th - 16th, 2008

Overall Results - Official

Unclassified

#	Plate	Team	Team Members					Overall Time	
			Stage 1	Stage 2	Stage 3	Stage 4	Stage 5	Stage 6	Stage 7
10	442	Beachbikers			LANDSCHOOT, Danny	BEL / ,			40:44:09
			17. 6:45:48.20	14. 9:09:00.88	11. 4:48:45.87	12. 7:51:35.37	10. 6:43:31.65	11. 8:32:27.90	8. 6:02:00.69
11	54	TZL Express			SEBIRE, Rodney	AUS / RUDDUCK, Jaxon	AUS		41:07:36
			12. 6:01:54.70	18. 11:00:00.0	10. 4:46:26.42	9. 7:20:11.16	12. 6:53:13.63	14. 9:07:48.69	12. 6:58:01.52
12	405	Cyclelogically Challenged			MCINTYRE, Ken	CAN / IVERSEN, Steven	CAN		42:20:41
			19. 6:55:59.60	18. 11:00:00.0	12. 4:54:52.33	13. 7:56:27.79	14. 7:29:41.75	12. 8:39:14.53	11. 6:24:25.10
13	109	Paribus Orissa			SEETHRAM, Jim	CAN / ,			45:16:35
			15. 6:30:20.60	15. 9:18:13.72	17. 5:33:59.54	14. 8:28:24.00	15. 7:40:34.65	16. 10:02:18.9	14. 7:00:57.77
14	433	Züri Massive			BARRETT, Martin	GBR / SCHOLTEN, Rodney	NZL		46:08:40
			9. 5:56:10.00	10. 8:50:37.66	8. 4:34:07.18	10. 7:32:37.08	19. 12:00:00.0	13. 9:07:45.02	12. 6:58:01.52
15	448	Merlins Masochists			STRETCH, Grant w/ 55-	GBR / MILLIN, Rick	GBR		46:10:11
			16. 6:38:17.10	16. 9:52:52.87	14. 5:14:56.27	17. 8:30:27.71	16. 8:01:32.32	18. 10:19:17.6	15. 7:25:40.48
16	55	Team Spirit			TOWNS, Neil	GBR / WILKIN, Scott /448-1	GBR		46:22:59
			18. 6:51:04.50	17. 9:52:53.41	14. 5:14:56.27	16. 8:30:26.06	17. 8:01:33.96	19. 10:19:18.1	15. 7:25:40.48
17	27	H & P			TREMEL, Jonas	CAN / L'HIRONDELLE, Derek	CAN		46:45:05
			22. 8:00:00.00	18. 11:00:00.0	13. 5:05:17.87	18. 8:31:49.93	13. 7:02:54.76	15. 9:35:02.53	17. 8:30:00.00
18	310	Costa Rica Sobre Ruedas			SALAS, Melissa	CRC / CANO, Eric	CRC		49:48:57
			22. 8:00:00.00	18. 11:00:00.0	20. 5:46:12.98	19. 8:56:27.20	18. 8:26:57.12	17. 10:09:20.2	17. 8:30:00.00

Official results brought to you by  www.findmespot.com



For more information, visit www.transrockies.com

OFFICIAL TIMING AND RESULTS BY RACE MANAGEMENT TEAM

Posting Time: 8/16/2008 5:12:45 PM

Overall 28



TransRockies Challenge VII

August 10th - 16th, 2008

Overall Results - Official

Unclassified

#	Plate	Team	Team Members					Overall Time	
			Stage 1	Stage 2	Stage 3	Stage 4	Stage 5	Stage 6	Stage 7
<u>19</u>	303	Favorit Cycles			NELSON, Tim	CAN / MCKEE, Tara	CAN	54:13:25	
			20. 7:00:26.10	18. 11:00:00.0	19. 5:40:21.66	20. 9:32:37.92	19. 12:00:00.0	20. 11:30:00.0	17. 8:30:00.00
<u>20</u>	605	dNet			KIDD, Greg	USA / EDWARDS, Carrie	USA	34:21:10	
			8. 5:37:08.50	1. 7:48:40.38	5. 3:57:15.46	21. 12:00:00.0	6. 5:46:51.89	5. 6:59:54.32	DN:S : .
<u>21</u>	479	Bananos de Costa Rica			LOEB, Richard w/ 80	CRC / LOEB, Jack	CRC	21:04:00	
			22. 8:00:00.00	13. 9:00:39.01	16. 5:16:52.32	11. 7:47:08.44	DN:S : .	DN:S : .	DN:S : .
<u>22</u>	83	Alpcross			FREHNER, David	ESP / BABOT, Francesc	ESP	27:12:42	
			13. 6:12:42.80	12. 9:00:09.49	22. 9:00:00.00	21. 12:00:00.0	DN:S : .	DN:S : .	DN:S : .
<u>23</u>	62	Sanferbike			GORRIÑO, Vicente	ESP / GORRIÑO, Juan	ESP	5:26:08.	
			7. 5:26:08.30	18. 11:00:00.0	DN:S : .	DN:S : .	DN:S : .	DN:S : .	DN:S : .
<u>24</u>	32	Team Rocky Horror			LINNELL, Dean	CAN / LINTON, Corrie	CAN	7:57:44.	
			21. 7:57:44.70	24. 12:00:00.0	DN:S : .	DN:S : .	DN:S : .	DN:S : .	DN:S : .
<u>25</u>	429	Stormers			KOEN, Christo	RSA / KOEN, Dirk	RSA	8:00:00.	
			22. 8:00:00.00	DN:S : .	DN:S : .	DN:S : .	DN:S : .	DN:S : .	DN:S : .
<u>26</u>	56	All Out			TROGDON, Ed	USA / TROGDON, Zach	USA	8:00:00.	
			22. 8:00:00.00	DN:S : .	DN:S : .	DN:S : .	DN:S : .	DN:S : .	DN:S : .
<u>27</u>	422	Prairie Dogs			MICKELSON, AI	CAN / MICKELSON, Adam	CAN	9:00:00.	
			27. 9:00:00.00	DN:S : .	DN:S : .	DN:S : .	DN:S : .	DN:S : .	DN:S : .

Official results brought to you by  www.findmespot.com



For more information, visit www.transrockies.com

OFFICIAL TIMING AND RESULTS BY RACE MANAGEMENT TEAM

Posting Time: 8/16/2008 5:12:45 PM

Overall 29



TransRockies Challenge VII

August 10th - 16th, 2008

Overall Results - Official

Unclassified

#	Plate	Team	Team Members					Overall Time	
			Stage 1	Stage 2	Stage 3	Stage 4	Stage 5	Stage 6	Stage 7
28	60	Break Your Limits			FRASER, Steve	AUS / LAMPARD, Raymond	AUS	9 :00:00.	
	27.	9:00:00.00	DN:S : .	DN:S : .	DN:S : .	DN:S : .	DN:S : .	DN:S : .	DN:S : .

Official results brought to you by  www.findmespot.com



For more information, visit www.transrockies.com

OFFICIAL TIMING AND RESULTS BY RACE MANAGEMENT TEAM

Posting Time: 8/16/2008 5:12:45 PM

Overall 30